

Arabian Crane Services LLC | MIDDLE EAST WIRELINE EQUIPMENT LLC
WIRELINE - SLICKLINE - ELINE SPECIALIST

SOUTHERN PETROLEUM TECHNICAL SERVICE LLC

WIRELINE UNIT

Arabian Crane Services L.L.C
Custom Designed Wireline Trucks

**NATIONAL
CRANE**
CORPORATION



▷ Slick line Crane Unit

▷ Designed for up to 60° as well as Arid Desert Conditions

Slickline 9125W/L (National Crane 900A Series)

- ▷ Turntable operators cab for controls & winch independent of the position of the Crane
- ▷ 125 ft Telescope Crane National Crane 9125 W/L
- ▷ Several Racks for Tools & Equipment
- ▷ Weight, Fully Equipped Approx. 37000 KG



CRANE

National 9125A W/L

- **Boom:** 36' 2" to 125" Four Section Telescoping Boom with Special Wireline Supporting Sheave Case
- **Boom Elevation:** One Double Hydraulic Acting Cylinder (9° to +80°) with Integral Holding Valve
- **Load Moment & Anti-Two Block System:** LMI Displays Information on Length and Angle of Boom, Working Radius, Rated Load and Total weight being lifted. Anti-two Block Internal Boom Wiring
- **Controls:** Dual Side Controls/Operator Stations, Dual Engine Accelerators (Air Only), Horn and Engine Start/Stop Switches
- **Swing:** 375° Non-Continuous rotation, adjustable swing drive
- **Hydraulic System:** Open Center Type consisting of a fixed displacement three section high pressure pump which supplies oil to a Main control valve and a winch control valve. Reservoir capacity 66-Gal, 10 Micron returns Line Filter. Ball Valve on Suction Line.
- **Hoist:** Planetary "Burst of Speed" Winch. Bare Drum Pull 10,200 LB (4626Kg) Low Speed
- **Auxiliary Hoist:** Auxiliary Winch Mounted Under Boom, Sheave case for Two part line
- **Wire Rope:** 340' of 9/16" Rotation Resistant Wire Rope Single Line Pull 7,700
- **Downhaul Weight:** Round Downhaul Weight with Top Swivel
- **Outrigger:** "A" Type Boxed Slide Outriggers
- **Stabilizers:** Over frame behind-cab out and down 17' span outriggers w/ aluminum foot pads, single center mount rear stabilizer with 25" Vertical Stroke and Control Valve
- **Line Block:** Four and Five part block
- **Torsion Box:** High Tensile Rear-Mount 20' Torsion Box, Bolt on Mounting Hardware



TRUCK

Renault Kerax 380.35 (6x4) XHD Chassis Model 5500MM Wheel Base

- Engine DXI 11; 379HP 6 Cylinder In-line Diesel Engine Turbo Charged
- Gear Box: ZF 1 6S 1820-16 Speed; Gear Box Mounted PTO
- Exhaust Brake Retarder
- Rear Axle Drive
- Electro Pneumatic Braking System with Two Independent Circuits
- All Steel Cab with Air Conditioning
- Cab 2-Point Mechanical Rear Suspension
- Hydraulic Cab Tilt Mechanism
- 2 Coolers for Combating the High Temperatures at site
- 24" Steel Wheels + Spare Wheels
- High Pressure Hose Reel at the Rear of the Truck for BPO & Safe Valve Control
- Support on Truck


SLICKLINE WINCH

- Carbon Steel Chassis, 180° Rotation
- Slickline Drum 0.108" Carbon Steel Capacity: 35,833 ft. wire
- Slickline Drum 0.125" Carbon Steel Capacity: 26,780 ft. wire
- Hydraulic Pump driven by Truck PTO
- Closed loop Hydraulic System, Constant Slow speed
- Direct Drive System
- Hydraulic Oil Cooler
- 2 Variable Displacement Hydraulic Motor
- Reduction gear
- Hydraulic Spooling
- Emergency Hydraulic Stop
- Pressure Adjustment
- LCD Hydraulic Pressure Gauge
- Rear Bench Removable with Crane includes Toolbox, wise and BOP Storage
- Tool Storage with Airbag and Drawer for small Tools.
- Minimum drum speed at 7-10ft/min and Maximum depends on operator's desired speed.



HYDRAULIC MOTORS

- Min. Displacement 16cc
- Max. Displacement 80cc
- Theoretical corner power at rated speed and maximum working pressure 321 Kw 430 HP




MEASURING HEAD

The "Shark" Slickline/Braided Line Measuring Device is heavy duty two wheeled device which accurately measures both wireline depth and tension.

FEATURES

- Cable sizes .092 to .125 slickline & 3/16" braided line
- Tension load axle & amplifier can be configured to different outputs
- Can measure wireline tensions up to 4500 lbs – 2,040kg
- 2 fully independent depth measurements – optical encoder and magnetic pickup
- Backup depth system – reduces drag on measuring wheel by eliminating mechanical drive cable
- Minimizes wire abrasion & fatigue by using non-reverse bend configuration
- Wires run side-by-side across top of measuring wheel to prevent wire rub
- Large diameter wheel radius minimize wire fatigue
- Spooling rollers and pressure wheels keep wire in wheel to low/no tension
- Spring pressure wheel keeps wire turning with wheel even with sudden direction change or jarring action
- Pivots 90 degrees for easy storage
- Encoder & tension amplifier certified for Zone II area use available
- Anodized aluminum frame




OPERATOR'S CAB

- Operator's Cab & Winch Mounted on a Turntable, rotatable 90° to right and left sides
- High Insulated
- Truck Engine Control from cabin
- Digital Display Engine Monitor
- Hydraulic Joystick Manipulator
- Two (2) Hydraulic Drive Air Conditioning
- Intercom system
- Cupboard storage. Refrigerator
- BOP and Safety Valve Control Panel
- Air Driven Hydraulic pump and back up hand pump
- Accumulator x2
- Two (2) Hydraulic Tanks
- Hose reeling drum air driven (Fixed behind the Truck)
- Safety Valve Panel Controls Downhole Safety Valve (DHSV), Hydraulic Master Valve(HMV), Wing Valve(WV)

FEATURES

- Digital displays for depth, line speed and tension
- Analog tension meters, 4 inch (108mm) dia., 270°
- Excessive tension alarm settings allows operator to set tension alarm to a predetermined value. Contact closure is provided for winch shutdown
- Zero Depth button – sets depth to 0. Depressing button again resets depth to previous setting. Only works when line speed is zero
- Approaching surface alarm
- Depth adjust up or down switches. Only works when there is no load on the cable and the depth is at zero
- Load pin zero & calibrate controls. Only works when there is no load on the cable and the depth is at zero.
- Depth & tension saved in non-volatile memory at power loss
- RS232 Interface for additional control and data outputs
- English or Metric display selection available
- Data recorder which records both depth and tension data to solid state memory device



WINCH OPERATORS SLICKLINE/CASED HOLE ANALOG PANEL

The Winch Operators Analog Panel is designed to acquire and display depth and tension from a wireline unit. The panel uses a menu system to set and make adjustments to the data as necessary.

WORLD CLASS PRODUCTS

Product Design – Engineering – Machining – Fabrication – Electrical and Mechanical Assembly – Product Testing and Calibration

Arabian Crane Services LLC | Middle East Wireline Equipment LLC.
All rights reserved © 2013. www.arabiancrane.com